



DENTIL BLOCKS

dentil blocks



1050-110 *Dentil Block*


Height: 3 1/2"
Width: 5 1/8"
Proj.: 7 3/4"

1050-111 *Dentil Block*

Height: 5 1/2"
Width: 5"
Proj.: 8"



Dentil Blocks
on Pitch.



1050-180 *Dentil Block*

Height: 5 3/8"
Width: 4 3/8"
Proj.: 6 7/8"

1050L-111-4 *Dentil Block*

Height: 5 1/2"
Width: 5 1/4"
Proj.: 8"

1050R-111-4 *Dentil Block*

Height: 5 1/2"
Width: 5 1/4"
Proj.: 8"



1050-150 *Dentil Block*

Height: 7"
Width: 5 7/8"
Proj.: 1 1/2"




1050-210 *Dentil Block*

Height: 4"
Width: 7"
Proj.: 8"



1050-130 *Dentil Block*

Height: 6"
Width: 9"
Proj.: 15"



1050-170 *Dentil Block*

Height: 6 1/2"
Width: 4 3/4"
Proj.: 5 1/2"



1050-190 *Dentil Block*

Height: 5 11/16"
Width: 7 7/8"
Proj.: 9 1/2"



1050-200 *Dentil Block*

Height: 3"
Width: 5"
Proj.: 6 3/4"




1050-195 *Dentil Block*

Height: 8"
Width: 8 7/8"
Proj.: 14"



DENTIL BLOCKS

dentil blocks



DENTIL BLOCK ON PITCH.

L - indicates left pitch

R - indicates right pitch

Item No.	Pitch
1050L-100-5	5/12
1050L-100-6	6/12
1050L-100-7	7/12
1050L-100-8	8/12
1050L-100-9	9/12
1050L-100-10	10/12
1050L-100-11	11/12
1050L-100-12	12/12

Item No.	Pitch
1050R-100-5	5/12
1050R-100-6	6/12
1050R-100-7	7/12
1050R-100-8	8/12
1050R-100-9	9/12
1050R-100-10	10/12
1050R-100-11	11/12
1050R-100-12	12/12



1050-100 Dentil Block

Height: 3 1/2"

Width: 5 1/8"

Proj.: 7 3/4"

Item No.	Pitch
1050L-101-5	5/12
1050L-101-6	6/12
1050L-101-7	7/12
1050L-101-8	8/12
1050L-101-9	9/12
1050L-101-10	10/12
1050L-101-11	11/12
1050L-101-12	12/12

Item No.	Pitch
1050R-101-5	5/12
1050R-101-6	6/12
1050R-101-7	7/12
1050R-101-8	8/12
1050R-101-9	9/12
1050R-101-10	10/12
1050R-101-11	11/12
1050R-101-12	12/12



1050-101 Dentil Block

Height: 4 1/4"

Width: 5"

Proj.: 7 3/4"

Item No.	Pitch
1050L-102-5	5/12
1050L-102-6	6/12
1050L-102-7	7/12
1050L-102-8	8/12
1050L-102-9	9/12
1050L-102-10	10/12
1050L-102-11	11/12
1050L-102-12	12/12

Item No.	Pitch
1050R-102-5	5/12
1050R-102-6	6/12
1050R-102-7	7/12
1050R-102-8	8/12
1050R-102-9	9/12
1050R-102-10	10/12
1050R-102-11	11/12
1050R-102-12	12/12



1050-102 Dentil Block

Height: 5 3/4"

Width: 5 7/8"


Proj.: 9 1/2"



DENTIL BLOCKS



Left Pitch




Right Pitch

DENTIL BLOCK ON PITCH.

L - indicates left pitch
R - indicates right pitch

Item No.	Pitch
1050L-122-5	5/12
1050L-122-6	6/12
1050L-122-7	7/12
1050L-122-8	8/12
1050L-122-9	9/12
1050L-122-10	10/12
1050L-122-11	11/12
1050L-122-12	12/12

Item No.	Pitch
1050R-122-5	5/12
1050R-122-6	6/12
1050R-122-7	7/12
1050R-122-8	8/12
1050R-122-9	9/12
1050R-122-10	10/12
1050R-122-11	11/12
1050R-122-12	12/12



1050-120 Dentil Block

Height: 3 3/4"
Width: 3 3/4"
Proj.: 4 3/8"

1050-121 Dentil Block

Height: 7"
Width: 5"
Proj.: 7 3/4"

1050-122 Dentil Block

Height: 4 1/4"
Width: 5 1/8"
Proj.: 7 3/4"

Item No.	Pitch
1050L-140-5	5/12
1050L-140-6	6/12
1050L-140-7	7/12
1050L-140-8	8/12
1050L-140-9	9/12
1050L-140-10	10/12
1050L-140-11	11/12
1050L-140-12	12/12

Item No.	Pitch
1050R-140-5	5/12
1050R-140-6	6/12
1050R-140-7	7/12
1050R-140-8	8/12
1050R-140-9	9/12
1050R-140-10	10/12
1050R-140-11	11/12
1050R-140-12	12/12



1050-140 Dentil Block

Height: 3"
Width: 4 7/8"
Proj.: 5 5/8"

Item No.	Pitch
1050L-160-5	5/12
1050L-160-6	6/12
1050L-160-7	7/12
1050L-160-8	8/12
1050L-160-9	9/12
1050L-160-10	10/12
1050L-160-11	11/12
1050L-160-12	12/12

Item No.	Pitch
1050R-160-5	5/12
1050R-160-6	6/12
1050R-160-7	7/12
1050R-160-8	8/12
1050R-160-9	9/12
1050R-160-10	10/12
1050R-160-11	11/12
1050R-160-12	12/12



1050-160 Dentil Block

Height: 6"
Width: 4 3/4"
Proj.: 5"

dentil blocks