Architectural Urethane™

Polyurethane Millwork By Melton Classics

Melton™ Classics Incorporated

fine architectural millwork products

3-1/4" to 3-5/8" Balustrade System

MTR 180

MTR 180 - 8', 10', 12' Top /Bottom Rail

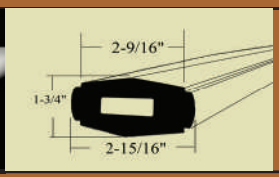

Top Width	Overall Width	Height
2-9/16"	2-15/16"	1-3/4"

MTR 200 / MBR 201

MTR 200 - 8', 10', 12' Top Rail



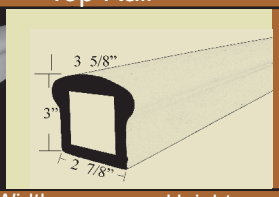

Top Width	Bottom Width	Height
3-5/8"	2-7/8"	3"

MBR 201 - 8', 10', 12' Bottom Rail



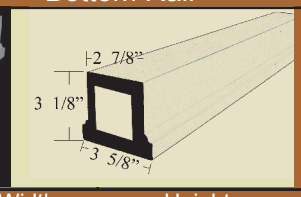

Top Width	Bottom Width	Height
2-7/8"	3-5/8"	3-1/8"

RADIUS RAILS AVAILABLE - CONTACT US FOR A QUOTE.

MTR 210 / MBR 211

MTR 210 - 8', 10', 12' Top Rail



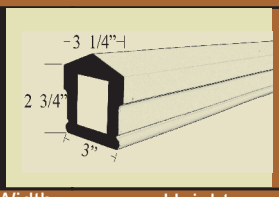

Top Width	Bottom Width	Height
3-1/4"	3"	2-3/4"

MBR 211 - 8', 10', 12' Bottom Rail



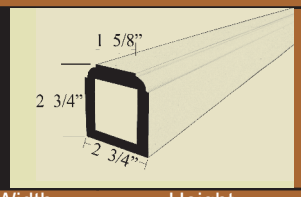

Top Width	Bottom Width	Height
1-5/8"	2-3/4"	2-3/4"

MTR 232 / MBR 233

HTR 232 - 8', 10', 12' Top Rail



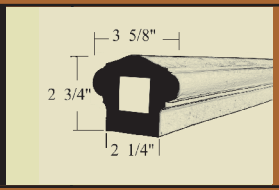

Top Width	Bottom Width	Height
3-5/8"	2-1/4"	2-3/4"

MBR 233 - 8', 10', 12' Bottom Rail



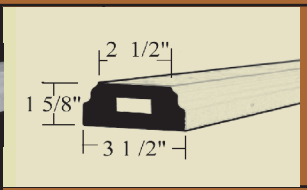

Top Width	Bottom Width	Height
2-1/2"	3-1/2"	1-5/8"

3-1/4" to 3-5/8" Balustrade System

MBAL 100

Part No.	Width	Height
MBAL 100-16	1-3/4"	16"
MBAL 100-20	1-3/4"	20"
MBAL 100-22	1-3/4"	22"
MBAL 100-24	1-3/4"	24"
MBAL 100-28	1-3/4"	28"
MBAL 100-32	1-3/4"	32"
MBAL 100-36	1-3/4"	36"

Spacing on Center - 5-5/8"

MBAL 103

Part No.	Width	Height
MBAL 103-20	2-1/2"	20"
MBAL 103-24	2-1/2"	24"
MBAL 103-28	2-1/2"	28"
MBAL 103-30	2-1/2"	30"
MBAL 103-32	2-1/2"	32"
MSBAL 103-34	2-1/2"	28" Ext 34"
MBAL 103-36	2-1/2"	36"

Spacing on Center - 5-1/4"

MBAL 115

Part No.	Width	Height
MBAL 115-24	2-1/2"	24"

Spacing on Center - 5-1/8"

MBAL 125

Part No.	Width	Height
MBAL 125-20	1-1/4"	20"
MBAL 125-24	1-1/4"	24"
MBAL 125-28	1-1/4"	28"
MBAL 125-32	1-1/4"	32"
MBAL 125-36	1-1/4"	36"

Spacing on Center - 5-1/8"

MBAL 127

Part No.	Width	Height
MBAL 127-20	2-3/4"	20"

Spacing on Center - 5-1/2"

MBAL 139

Part No.	Width	Height
MBAL 139-22	2-3/4"	22"

Spacing on Center - 5-3/4"

MBAL 140

Part No.	Width	Height
MBAL 140-24	2-1/2"	24"
MSBAL 140-27	2-1/2"	27"

Spacing on Center - 5-1/4"

***(MSBAL) are balusters with extended blocks. The can be used for stair applications or as a taller baluster.**

3-1/4" to 3-5/8" Balustrade System Continued

MBAL 169

Part No.	Width	Height
MBAL 169-17	2-1/2"	17-1/2"

Spacing on Center - 5-1/4"



MBAL 182

Part No.	Width	Height
MBAL 182-30	2-1/2"	30"
MSBAL 182-34	2-1/2"	34"

*Available with V-notch in top & bottom to fit MTR 180 Rail

Spacing on Center - 5-3/4"

MBAL 191

Part No.	Width	Height
MBAL 191-16	1-7/8"	16-1/4"

Spacing on Center - 4-5/8"

MBAL 203

Part No.	Width	Height
MBAL 203-25	2-3/4"	25"

*Available with V-notch in bottom to fit MTR 180 Rail

Spacing on Center - 5-1/4"

MBAL 207

Part No.	Width	Height
MBAL 207-28	2-1/2"	28"

Spacing on Center - 5-1/2"



MBAL 211

Part No.	Width	Height
MBAL 211-28	1-3/4"	28"

Square chamfered edge baluster.

Spacing on Center - 5-5/8"

MBAL 229

Part No.	Width	Height
MBAL 229-29	2-1/2"	29"

Spacing on Center - 6-1/8"

MBAL 289

Part No.	Width	Height
MBAL 289-20	2-1/2"	19-7/8"

Spacing on Center - 5-5/8"

Installation Instructions Pages 28-34.

3-1/4" to 3-5/8" Balustrade System

MBAL 600

Part No.	Width	Height
MBAL 600-20	2-1/4"	20"
MBAL 600-24	2-1/4"	24"
MBAL 600-25	2-1/4"	25"
MBAL 600-28	2-1/4"	28"
MBAL 600-32	2-1/4"	32"
MBAL 600-36	2-1/4"	36"

Spacing on Center - 6-1/8"

MBAL 2046

Part No.	Width	Height
MBAL 2046-24	1-1/4"	24"

Round Baluster

Spacing on Center - 5-1/8"

PLAIN NEWEL POSTS

Part No.	Width	Height
MNP 300-4	4"	48"
MNP 300-6	5-1/2"	48"

5-Sided Newel Post

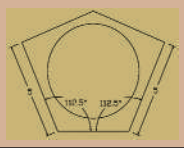

MAPNP 310-6

Part No.	Width	Height
MTNP 2540-5	5-1/2"	40"

NEWEL CAPS



Part No.	Width	Height
MNC 300-6	6-1/4"	1-1/2"
MFNC 301-4	4-3/8"	2-1/4"
MFNC 301-6	6-3/8"	2-1/2"
MPNC 302-6	6-1/2"	2"
MPNC 302-1-6	6-1/2"	1-1/2"
MANC 310-6	To Fit	1-1/2"

BALL TOP

Part No.	Base Dia	Height
MBALL 601-3	2-7/8"	4-1/2"
MBALL 601-4	3-1/2"	5-1/4"
MBALL 600-5	5"	6-1/2"

TRIM COLLARS



Part No.	Width	Height
	4"	2-1/8"
	5-1/2"	2-1/8"
	4"	10-1/2"
	5-1/2"	10-1/2"

RAIL KITS / STAIR RAIL KITS

Part No.	MRK 202	/	MRKS 202
Part No.	MRK 760	/	MRKS 760

**Customer must specify rise and run of stairs
1 KIT PER TOP & BOTTOM RAIL SECTION

Installation kits & instructions Pages 28-34.

4-1/2" Balustrade System

MTRG 202

Part No.	Description	
MTRG 202-8'	4-1/2" x 8'	Gooseneck Rail
MTRG 202-10'	4-1/2" x 10'	Gooseneck Rail
MTRG 202-12'	4-1/2" x 12'	Gooseneck Rail



Top Width	Bottom Width	Height
4-1/2"	3-5/8"	3"

*4-5/8" Gooseneck Drop
Parts come with 2 gooseneck ends.

RAIL SUPPORT BLOCK

Part No.	Height	Width	Length
MSB 900	4"	3-1/2"	5-1/2"

MTR 202/MBR 203

MTR 202 - 8', 10', 12' Top Rail



Top Width	Bottom Width	Height
4-1/2"	3-5/8"	3"

MBR 203 - 8', 10', 12' Bottom Rail



Top Width	Bottom Width	Height
3-3/4"	4-5/8"	3"

RADIUS RAILS AVAILABLE - CONTACT US FOR A QUOTE

MTR 760/MBR 761

MTR 760 - 8', 10', 12' Top Rail



Top Width	Bottom Width	Height
4-1/4"	3-1/4"	3"

MBR 761 - 8', 10', 12' Bottom Rail



Top Width	Bottom Width	Height
3-1/8"	3-5/8"	21/2"

RADIUS RAILS AVAILABLE - CONTACT US FOR A QUOTE

4-1/2" Balustrade System Continued

MBAL 110

Part No.	Width	Height
MBAL 110-18	3"	18"
MBAL 110-20	3"	20"
MBAL 110-24	3"	24"
MBAL 110-26	3"	26"
MBAL 110-28	3"	28"
MBAL 110-30	3"	30"

Spacing on Center - 5-1/2"

MBAL 131

Part No.	Width	Height
MBAL 131-24	3-1/2"	24"

Spacing on Center - 5-3/4"

MBAL 133

Part No.	Width	Height
MBAL 133-27	3-1/4"	27"

Spacing on Center - 5-3/4"

MBAL 136

Part No.	Width	Height
MBAL 136-24	3-1/2"	24"
MBAL 136-26	3-1/2"	26"
MBAL 136-30	3-1/2"	30"

Spacing on Center - 6"

MBAL 137

Part No.	Width	Height
MBAL 137-28	3-1/2"	28"
MSBAL 137-32	3-1/2"	28" Ext 32"
MSBAL 137-34	3-1/2"	28" Ext 34"

Spacing on Center - 5-1/2"

MBAL 138

Part No.	Width	Height
MBAL 138-18	3-1/4"	18"

Spacing on Center - 5-5/8"

MBAL 139

Part No.	Width	Height
MBAL 139-22	2-3/4"	22"

Spacing on Center - 5-3/4"

***(MSBAL) are balusters with extended blocks. The can be used for stair applications or as a taller baluster.**

4-1/2" Balustrade System Continued

MBAL 141

Part No.	Width	Height
MBAL 141-14	3-1/2"	14"

Spacing on Center - 6"

MBAL 161

Part No.	Width	Height
MBAL 161-20	3"	20"
MBAL 161-24	3"	24"
MBAL 161-28	3"	28"
MBAL 161-32	3"	32"
MBAL 161-36	3"	36"

Spacing on Center - 6-7/8"

MBAL 185

Part No.	Width	Height
MBAL 185-19	3-3/8"	19-1/8"

Spacing on Center - 5-1/4"

MBAL 186

Part No.	Width	Height
MBAL 186-22	3-1/4"	22-5/8"

Spacing on Center - 5-5/8"

CAD drawings available.



MBAL 194

Part No.	Width	Height
MBAL 194-31	3-1/2"	31-5/8"

Spacing on Center - 5-3/8"

MBAL 201

Part No.	Width	Height
MBAL 201-19	3"	18-7/8"

Spacing on Center - 5"



MBAL 202

Part No.	Width	Height
MBAL 202-26	3-1/4"	26"

Spacing on Center - 5-3/8"

Installation instructions see pages 28-34.

4-1/2" Balustrade System Continued

MBAL 341

Part No.	Width	Height
MBAL 341-27	2-7/8"	26-3/4"

Spacing on Center - 5-3/8"

MBAL 386

Part No.	Width	Height
MBAL 386-24	2-7/8"	24-3/4"

Spacing on Center - 5-7/16"

***(HSBAL) are balusters with extended blocks . The can be used for stair applications or as a taller baluster**

CUSTOM

RADIUS RAILS / CUSTOM BALSUTERS
CONTACT US FOR A QUOTE.

info@meltonclassics.com

MBAL 436

Part No.	Width	Height
MBAL 436-32	3-1/2"	32"

Spacing on Center - 6"

MBAL 2033

Part No.	Width	Height
MBAL 2033-20	3-1/4"	20"

Spacing on Center - 5-3/4"

MBAL 2220

Part No.	Width	Height
MBAL 2220-28	3"	28"
MSBAL 2220-32	3"	32"

Square chamfered edge baluster

Spacing on Center - 6-15/16"

RAIL SUPPORT BLOCK



Part No.	Height	Width	Length
MSB 900	4"	3-1/2"	5-1/2"

Fits all rail sizes.

4-1/2" Balustrade System Continued

NEWEL CAPS

Part No.	Width	Height
MNC 300-6	6-1/4"	1-1/2"
MNC 300-8	8-1/2"	1-1/2"



Part No.	Width	Height
MFNC 301-6	6-3/8"	2-1/2"
MFNC 301-8	8-3/4"	2-3/4"

Part No.	Width	Height
MPNC 302-6	6-1/2"	2"
MPNC 302-8	8-3/4"	2-1/4"

Part No.	Width	Height
MPNC 302-1-6	6-1/2"	1-1/2"
MPNC 302-1-8	8-3/4"	1-3/4"

BALL TOPS

Part No.	Base Dia	Height
MBALL 600-5	5"	6-1/2"
MBALL 600-6	6"	8"
MBALL 600-7	7"	9-1/2"

TRIM COLLARS



Part No.	Width	Height
MTC 300-6	5-1/2"	2-1/8"
MTC 300-8	10-1/2"	2-1/8"

Part No.	Width	Height
MTC 302-6	5-1/2"	10-3/4"
MTC 302-8	8"	10-3/4"

MNPB can be modified in height.

RAIL KITS / STAIR RAIL KITS

Part No.	MRK 202 /	MRKS 202
Part No.	MRK 760 /	MRKS 760

**Customer must specify rise and run of stairs.
1 KIT PER TOP & BOTTOM RAIL SECTION

***Contact us for CAD drawings.**

**Installation Instructions
Pages 28-34.**

PLAIN NEWEL POSTS

Part No.	Width	Height
MNP 300-6	5-1/2"	48"
MNP 300-8	8"	48"
MNP 300-8-18	8"	18-1/2"

RAISED PANEL NEWEL POST

In-Line	Corner	End
Part No.		
MPNP 301-8	MCNP 302-8	MSNP 303-8
Width 8"	X	Height 48"

RECESSED FLAT PANEL NEWEL POST

In-Line	Corner	End
Part No.		
MPNP 307-8	MCNP 308-8	MSNP 309-8
Width 8"	X	Height 48"

NEWEL KITS

Part No.
MNPK 300-6
MNPK 300-8

STAINLESS STEEL KITS AVAILABLE FOR COASTAL APPLICATIONS

Specify Concrete or Wood
C = Concrete
W = Wood
Ex. **MNPK 300-8-C**

5-1/2" Balustrade System

MTR 204 / MBR 205

MTR 204 - 8', 10', 12' Top Rail			MBR 205 - 8', 10', 12' Bottom Rail		
					
Top Width	Bottom Width	Height	Top Width	Bottom Width	Height
5-1/2"	4"	4"	4"	5-1/2"	4"

RADIUS RAILS AVAILABLE - CONTACT US info@meltonclassics.com

MTR 218

MTR 218 - 8', 10', 12' Top Rail



Top Width	Bottom Width	Height
5-1/2"	4"	4"

RADIUS RAILS AVAILABLE - CONTACT US FOR A QUOTE

MBAL 109

Part No.	*Width*	*Height*
MBAL 109-19	3-3/4"	19"
MSBAL 109-22	3-3/4"	19" Ext 22"
MSBAL 109-24	3-3/4"	19" Ext 24-1/2"
MBAL 109-26	3-3/4"	26"
MSBAL 109-30	3-3/4"	19" Ext 30"
MBAL 109-32	3-3/4"	32"

Spacing on Center - 6"

RAIL KITS / STAIR RAIL KITS

Part No. MRK 204 / MRKS 204

Part No. MRK 218 / MRKS 218

**Customer must specify rise and run of stairs.
1 KIT PER TOP & BOTTOM RAIL SECTION
See page 28-34.

MBAL 113

Part No.	*Width*	*Height*
MBAL 113-24	3-5/8"	24"
MSBAL 113-26	3-5/8"	26"
MSBAL 113-30	3-5/8"	30"

Spacing on Center - 6"

MBAL 144

Part No.	*Width*	*Height*
MBAL 144-23	3-3/4"	23"

Spacing on Center - 6"

MBAL 145

Part No.	*Width*	*Height*
MBAL 145-28	3-7/8"	28"

Spacing on Center - 5-7/8"

5-1/2" Balustrade System Continued

MBAL 186

Part No.	Width	Height
MBAL 186-22	3-1/4"	22-5/8"

Spacing on Center - 5-5/8"

MBAL 194

Part No.	Width	Height
MBAL 194-31	3-1/2"	31"

Spacing on Center - 5-3/8"

RAIL SUPPORT BLOCK

Part No.	Height	Width	Length
MSB 900	4"	3-1/2"	5-1/2"
Fits all rail sizes.			

***(MSBAL) are balusters with extended blocks. The can be used for stair applications or as a taller baluster.**

PLAIN NEWEL POSTS

Part No.	Width	Height
MNP 300-8	8"	48"
MNP 300-9	9"	48"
MNP 300-8-18	8"	18-1/2"

5-SIDED PLAIN NEWEL POSTS

Part No.	Measurements	Hght
MAPNP 310-8	8" - 5 sided	48"

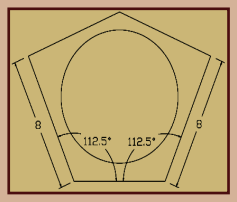

RAISED PANEL NEWEL POST

In-Line	Corner	End
Part No.		
MPNP 301-8	MCNP 302-8	MSNP 303-8
Width 8" x 48"		
MPNP 301-9	MCNP 302-9	MSNP 303-9
Width 9" x 48"		

RECESSED FLAT PANEL NEWEL POSTS

In-Line	Corner	End
Part No.		
MPNP 307-8	MCNP 308-8	MSNP 309-8
Width 8" x 48"		

Installation Instructions Pages 28-34.

5-1/2" Balustrade System Continued

NEWEL KITS

Part No.	MNPK 300-8
Part No.	MNPK 300-9

Specify Concrete or Wood
C = Concrete
W = Wood
Ex. **MNPK 300-8-C**

STAINLESS STEEL KITS AVAILABLE FOR COASTAL APPLICATIONS

NEWEL CAPS



Part No.	*Width*	*Height*
MNC 300-8	8-1/2"	1-1/2"
MNC 300-9	9-3/4"	1-1/2"
MFNC 301-8	8-3/4"	2-3/4"
MFNC 301-9	9-5/8"	2-3/4"
MPNC 302-8	8-3/4"	2-1/4"
MPNC 302-9	9-1/2"	3"
MPNC 302-1-8	10"	1-3/4"
MPNC 302-1-9	11-1/4"	1-1/2"

MANC 310-8
Plain 5-sided Newel Cap

BALL TOPS

Part No.	*Base Dia*	*Height*
MBALL 600-5	5"	6-1/2"
MBALL 600-6	6"	8"
MBALL 600-7	7"	8-3/4"

TRIM COLLARS



Part No.	*Width*	*Height*
MTC 300-8	8"	2-1/8"
MTC 300-9	9"	2-1/8"
MTC 302-8	8"	10-3/4"
MTC 302-9	9"	10-3/4"

7-1/4" Balustrade System

MTR 206 / MBR 207

MTR 206 - 8', 10', 12' Top Rail

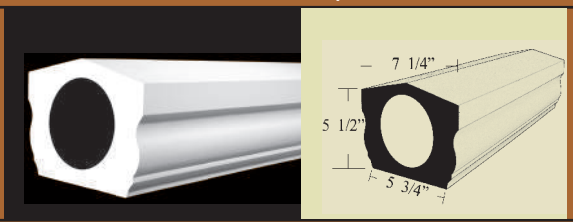

Top Width	Bottom Width	Height
7-1/4"	5-1/2"	5-1/2"

MBR 207 - 8', 10', 12' Bottom Rail



Top Width	Bottom Width	Height
5-1/2"	7-1/4"	5-1/2"

RADIUS RAILS AVAILABLE - info@meltonclassics.com

7-1/4" Balustrade System Continued

MTR 214 / MBR 215

MTR 214 - 8', 10', 12' Top Rail



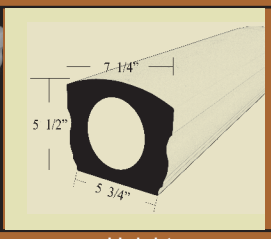

Top Width	Bottom Width	Height
7"	5-3/4"	5-1/2"

MBR 215 - 8', 10', 12' Bottom Rail



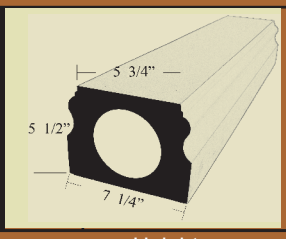

Top Width	Bottom Width	Height
5-3/4"	7-1/4"	5-1/2"

RADIUS RAILS AVAILABLE - Contact us for a quote.

MTRG 206 - Goose Neck Rail

Description	
MTRG 206-8'	Gooseneck Rail
MTRG 206-10'	Gooseneck Rail
MTRG 206-12'	Gooseneck Rail

* 4-1/2" Gooseneck drop.

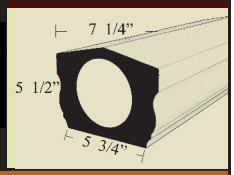

Top Width	Bottom Width	Height
7-1/4"	5-1/2"	5-1/2"

MBAL 107

Part No.	Width	Height
MBAL 107-28	4"	28"
MSBAL 107-36	4"	36"

Spacing on Center - 6-3/8"

***(MSBAL) are balusters with extended blocks. The can be used for stair applications or as a taller baluster.**

MBAL 118

Part No.	Width	Height
MBAL 118-19	5-1/4"	19"
MBAL 118-22	5-1/4"	22"
MSBAL 118-24	5-1/4"	22" Ext 24"
MSBAL 118-27	5-1/4"	22" Ext 27"
MSBAL 118-35	5-1/4"	22" Ext 35"

Spacing on Center - 6-7/8"

MBAL 119

Part No.	Width	Height
MBAL 119-16	4-1/2"	16"
MBAL 119-20	4-1/2"	20"
MBAL 119-24	4-1/2"	24"

Spacing on Center - 6-1/4"

MBAL 120

Part No.	Width	Height
MBAL 120-28	5-1/4"	28"

Spacing on Center - 6-7/8"

Installation instructions Page 28-34.

7-1/4" Balustrade System Continued

Gooseneck Rails Available

MBAL 121

Part No.	Width	Height
MBAL 121-22	5-1/4"	22"
MBAL 121-24	5-1/4"	24"
MSBAL 121-30	5-1/4"	30"

Spacing on Center - 6-3/4"

MBAL 128

Part No.	Width	Height
MBAL 128-16	4-1/4"	16"

Spacing on Center - 6-1/4"

MBAL 130

Part No.	Width	Height
MBAL 130-27	4-1/2"	27"
MSBAL 130-33	4-1/2"	33"

Spacing on Center - 6-1/2"

MBAL 132

Part No.	Width	Height
MBAL 132-26	5-1/8"	26"

Spacing on Center - 6-1/4"

MBAL 135

Part No.	Width	Height
MBAL 135-25	5-1/2"	25-3/8"

Spacing on Center - 7"

MBAL 148

Part No.	Width	Height
MBAL 148-24	5-3/4"	24"

Spacing on Center - 8"



MBAL 151

Part No.	Width	Height
MBAL 151-28	5-1/2"	27-3/4"

Spacing on Center - 8-1/4"

CUSTOM

HISTORIC RESTORATION or NEW DESIGN

Fax us your drawing or email us at info@meltonclassics.com

7-1/4" Balustrade System Continued

MBAL 152

Part No.	Width	Height
MBAL 152-28	5-1/2"	28"

Spacing on Center - 8-1/4"

MBAL 196

Part No.	Width	Height
MBAL 196-30	4-1/4"	30-1/8"

Spacing on Center - 6-1/2"

MBAL 163

Part No.	Width	Height
MBAL 163-28	5"	28"

Spacing on Center - 5-7/8"

MBAL 204

Part No.	Width	Height
MBAL 204-21	5-1/8"	21"

Square Baluster

Spacing on Center - 6-3/16"

MBAL 181

Part No.	Width	Height
MBAL 181-24	4-1/2"	24"
MSBAL 181-28	4-1/2"	28"

Spacing on Center - 6"

MBAL 328

Part No.	Width	Height
MBAL 328-31	4"	31"
MSBAL 328-39	4"	39"

Spacing on Center - 5-5/8"

MBAL 183

Part No.	Width	Height
MBAL 183-26	5-1/8"	26"
MSBAL 183-31	5-1/8"	31"

Spacing on Center - 6-3/8"

MBAL 522

Part No.	Width	Height
MBAL 522-22	5-5/8"	22-1/4"

Spacing on Center - 6-11/16"

MBAL 187

Part No.	Width	Height
MBAL 187-22	4-1/2"	22"
MSBAL 187-27	4-1/2"	27"

Spacing on Center - 6-1/4"

MBAL 5028

Part No.	Width	Height
MBAL 5028-22	4"	22"
MSBAL 5028-26	4"	26"

Spacing on Center - 5-1/2"

Installation Instructions Pages 28-34.

***(MSBAL) are balusters with extended blocks. The can be used for stair applications or as a taller baluster.**

7-1/4" Balustrade System Continued

RADIUS CORNER NEWEL POSTS

Part No.	Width	Height
MNP 304-10	10"	48"



PLAIN NEWEL POSTS

Part No.	Width	Height
MNP 300-8	8"	48"
MNP 300-9	9"	48"
MNP 300-10	10"	48"

RAISED PANEL NEWEL POST



Part No.		
MPNP 301-8	MCNP 302-8	MSNP 303-8
MPNP 301-9	MCNP 302-9	MSNP 303-9
MPNP 301-10	MCNP 302-10	MSNP 303-10

RECESSED FLAT PANEL NEWEL POSTS

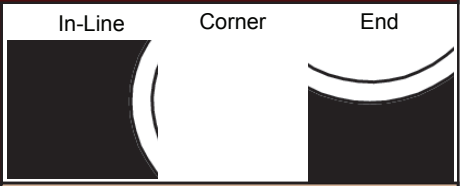

Part No.		
MPNP 307-8	MCNP 308-8	MSNP 309-8
Width 8" x 48"		

5-SIDED PLAIN NEWEL POSTS

Part No.	Height	Width
MAPNP 310-8	48"	8"

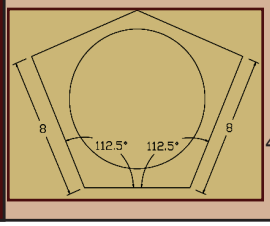

8" - 5 sided
45 degree angle

NEWEL KITS

Part No.
MNPK 300-8
MNPK 300-9
MNPK 300-10

Specify Concrete or Wood
C = Concrete
W = Wood
Ex. **MNPK 300-12-C**

RAIL KITS / STAIR RAIL KITS

Part No. MRK 206 / MRKS 206

**Customer must specify rise and run of stairs.
1 KIT PER TOP & BOTTOM RAIL SECTION

**Installation Kits & Instructions
Pages 28-34.**

7-1/4" Balustrade System Continued

NEWEL CAPS



Part No.	Width	Height
MNC 300-8	8-1/2"	1-1/2"
MNC 300-9	9-3/4"	1-1/2"
MNC 300-10	11"	1-1/2"
MFNC 301-8	8-3/4"	2-3/4"
MFNC 301-9	9-5/8"	2-1/4"
MFNC 301-10	10-1/4"	2-3/4"
MPNC 302-8	8-3/4"	2-1/4"
MPNC 302-9	9-1/2"	3"
MPNC 302-10	10-3/8"	2-1/2"
MPNC 302-1-9	10"	1-3/4"
MPNC 302-1-11	11-1/4"	1-1/2"
MANC 310-8		

*5-sided Newel Cap for 8" Newel 45 degree angle

BALL TOPS

Part No.	Base Dia	Height
MBALL 600-6	6"	8"
MBALL 600-7	7"	8-3/4"
MBALL 600-8	8"	9-1/2"
MBALL 600-9	9"	11-1/4"

TRIM COLLARS



Part No.	ID	Height
MTC 300-8	8"	2-1/8"
MTC 300-9	9"	2-1/8"
MTC 300-10	10"	2-1/8"
MTC 302-8	8"	10-3/4"
MTC 302-9	9"	10-3/4"
MTC 302-10	10"	10-3/4"

RAIL SUPPORT BLOCK

Part No.	Height	Width	Length
MSB 900	4"	3-1/2"	5-1/2"

12" Balustrade System

MTR 208 / MBR 209

MTR 208 - 8', 10', 12' Top Rail



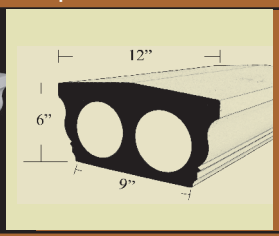

Top Width	Bottom Width	Height
12"	9"	6"

MBR 209 - 8', 10', 12' Bottom Rail



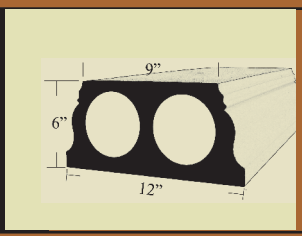

Top Width	Bottom Width	Height
9"	12"	6"

RADIUS RAILS AVAILABLE - CONTACT US FOR QUOTE

12" Balustrade System

MTR 216

MTR 216 - 8', 10', 12' Top Rail

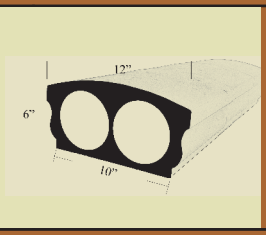

Top Width	Bottom Width	Height
12"	10"	6"

***(MSBAL) are balusters with extended blocks. The can be used for stair applications or as a taller baluster.**

MBAL 121

Part No.	Width	Height
MBAL 121-22	5-1/4"	22"
MSBAL 121-24	5-1/4"	24-1/2"
MSBAL 121-30	5-1/4"	30-1/2"

Spacing on Center - 6-3/4"

MBAL 124

Part No.	Width	Height
MBAL 124-28	7-1/2"	28"
MSBAL 124-35	7-1/2"	35"

Spacing on Center - 7-7/8"

MBAL 134

Part No.	Width	Height
MBAL 134-26	4-3/4"	26"

Spacing on Center - 7-1/8"

MBAL 135

Part No.	Width	Height
MBAL 135-25	5-1/2"	25-3/8"

Spacing on Center - 7"

MBAL 146

Part No.	Width	Height
MBAL 146-38	7"	38"

Spacing on Center - 7-3/8"

MBAL 148

Part No.	Width	Height
MBAL 148-24	5-3/4"	24"

Spacing on Center - 8"

12" Balustrade System Continued

MBAL 152

Part No.	Width	Height
MBAL 152-28	5-1/2"	28"

Spacing on Center - 8-1/4"

MBAL 162

Part No.	Width	Height
MBAL 162-20	6-1/2"	19-1/2"

Does not meet code

MBAL 183

Part No.	Width	Height
MBAL 183-26	5-1/8"	26-1/2"
MSBAL 183-31	5-1/8"	31"

Spacing on Center - 6-3/8"

MBAL 184

Part No.	Width	Height
MBAL 184-22	7-1/2"	22-1/2"

*Top width 6-1/2"

*Does Not Meet Code.

MBAL 200

Part No.	Width	Height
MBAL 200-36	7-1/2"	36"

Does not meet code.

MBAL 454

Part No.	Width	Height
MBAL 454-18	6-1/2"	18"

Spacing on Center - 6-3/8"

12" Balustrade System

PLAIN NEWEL POSTS

Part No.	Width	Height
MNP 300-12	12-3/4"	48"

RAISED PANEL NEWEL POST

In-Line	Corner	End
MPNP 301-12	MCNP 302-12	MSNP 303-12

RECESSED FLAT PANEL NEWEL POSTS

In-Line	Corner	End
MPNP 307-12	MCNP 308-12	MSNP 309-12

NEWEL CAPS

Part No.	Width	Height
MNC 300-12	13-3/4"	1-1/2"



Part No.	Width	Height
MFNC 301-12	13-5/8"	3"



Part No.	Width	Height
MPNC 302-12	12-3/4"	3"

Part No.	Width	Height
MPNC 302-1-12	12-1/2"	1-1/2"

BALL TOP

Part No.	Base Dia	Height
MBALL 600-9	9"	11-1/4"
MBALL 600-10	10"	13-1/4"
MBALL 600-12	12"	16"

TRIM COLLARS



Part No.	Inside Dia	Height
MTC 300-12	12-3/4"	2-1/8"

Part No.	Inside Dia	Height
MTC 302-12	12-3/4"	10-3/4"

RAIL KITS / STAIR RAIL KITS

Part No. MRK 208 / MRKS 208

RAIL SUPPORT BLOCK

Part No.	Height	Width	Length
MSB 900	4"	3-1/2"	5-1/2"

Fits all rail sizes.

NEWEL KITS

Part No.
MNPK 300-12

Specify Concrete or Wood
C = Concrete
W = Wood
Ex. **MNPK 300-6-C**

STAINLESS STEEL KITS AVAILABLE FOR COASTAL APPLICATIONS

7-1/4" & 12" Over the Rail Newel Systems

***Contact us for CAD drawings.**

OVER THE NEWEL KITS

Part No.
MNPK 304-8
MNPK 304-12

Specify Concrete or Wood
C = Concrete
W = Wood
Ex. **MNPK 300-12-C**

STAINLESS STEEL KITS AVAILABLE FOR COASTAL APPLICATIONS

Rail Cap Applique
***Coped fir fit side of rail.**

***Designed for 36" Rail Height**

AVAILABLE FOR
MTR 206
MTR 214

Call Us to Review Your Application

***For complete installation instructions. Pages 28-34**

RAIL CAP APPLIQUES

NEWEL APPLIQUES TO FIT TOP RAILS

	Part No.	
	MFNCH 206-8	Fit MTR 206 Rail / 8" Newel
	MFNCH 208-12	Fit MTR 208 Rail / 12" Newel
	MFNCH 214-8	Fit MTR 214 Rail / 8" Newel
	MFNCH 216-12	Fit MTTR 216 Rail / 12"

Order 2pcs for In-Line Newels,
Order 4pcs for Corner & End Newels.
Parts are coped to fit side of rail.

OVER NEWEL POST

OVER NEWEL FLAT PANEL NEWEL POST

In-Line	Corner	End
MPNP 304-8	MCNP 305-8	MSNP 306-8
MPNP 304-12	MCNP 305-12	MSNP 306-12

***All Plain Newel Post will work with over the Newel System**

MISCELLANEOUS RAILS

MTR 182 / MBR 183

MTR 182 - 8', 10', 12' Top Rail



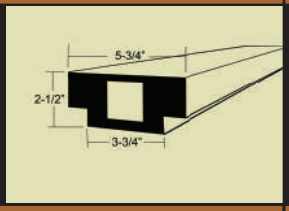

Width	Bottom Width	Height
2-7/8"	2-3/8"	1-3/4"

MBR 183 - 8', 10', 12' Bottom Rail

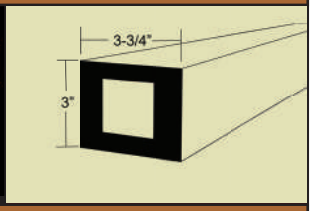

Width	Height
3-3/4"	3"

MTR 212 / MBR 213

MTR 212 - 8', 10', 12' Top Rail

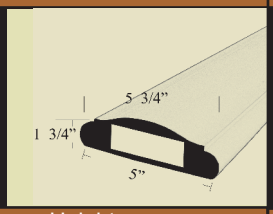

Width	Bottom Width	Height
5-3/4"	5"	1-3/4"

MBR 213 - 8', 10', 12' Bottom Rail

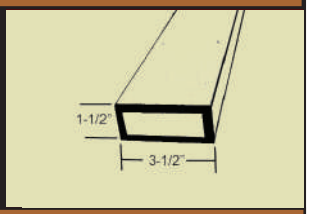

Width	Height
3-1/2"	1-1/2"

MTR 220

MTR 220 - 8'

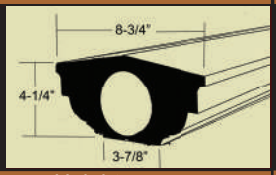

Width	Bottom Width	Height
8-3/4"	3-7/8"	4-1/4"

MBR 525

MTR 525 - 8', 10', 12'



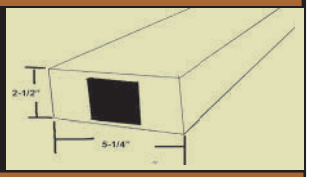

Width	Height
5-1/4"	2-1/2"

MBR 721

MBR 721- 8',10',12'

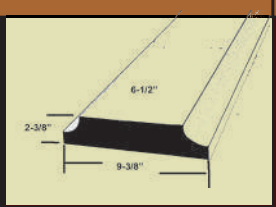

Width	Bottom Width	Height	
6-1/2"	9-3/8"	2-1/4"	**Non Structural**

CUSTOM RAIL STYLES AND SIZES AVAILABLE

***Contact us for A QUOTE.**
info@meltonclassics.com

***Contact us for CAD drawings.**

PORCH POSTS & LAMP POSTS

PORCH POST

MTPP 440-9	MTPP 3051-9 MTPP 3051-114"	MTPP 3058-
4-5/8" x 108"	5-1/2" x 108" 5-1/2" x 114"	5-1/2" x 96"

Porch Posts come with Steel Pipe provides 2000 Lbs bearing strength.

PORCH POST KITS

Porch Post comes with hardware kits.

Trim Collars

Part No.	*Post Size*
MTC 300-4	4-1/2"
MTC 300-6	5-1/2"

Trim Collars order separately.



LAMP POST

MLP 440-8	MLP 790-8 MLP 790-10	MLP 3051-7
4-5/8" x 96"	5-1/2" x 96" 5-1/2" x 120"	5-1/2" x 85"

CUSTOM

HISTORIC RESTORATION or NEW DESIGN

Fax us your drawing or email us at info@meltonclassics.com

***Contact us for CAD drawings.**

Melton Classics, INC.
BALUSTRADE/RAILING SYSTEM INSTALLATION INSTRUCTIONS

*Melton Classics, Inc. is a manufacturer of quality molded urethane. Our product is designed to withstand moisture, insects, and the outside elements. Our millwork has a painted finish that is chemically bonded during the molding process. This base coat will not peel or crack. An additional primer is applied prior to shipping. We do recommend top-coat painting mouldings with an exterior paint.

- Most states use the **4" BALL** to meet building code regulations. This rule is that a 4" ball cannot pass through the widest opening between balusters.



- Structural integrity is the responsibility of the installer.
- Custom items cannot be returned or cancelled once the production has already begun.
- Proper **safety procedures** are to be used when installing, sanding, or sawing our product, such as wearing safety glasses and a dust mask. Urethane dust can be irritating and should not be inhaled.
- Using Melton Classics, Inc. products does not contribute to depleting our valuable forests.
- Melton Classics, Inc. products should be stored in the temperature conditions in which they will be installed.
- Melton Classics, Inc. **warrants** all of its' products against defects in materials and workmanship for a period of **1 year** from the date of purchase, when used and installed under recommended conditions.
- Melton Classics, Inc. offers **balusters with extensions** on top and bottom for stair application.

Newel Post Installation Kit

(Order 1 kit per Newel Post)

Kit Number*	Newel Posts
MNPK 300-4	Fits all 4" newel posts
MNPK 300-6	Fits all 5 1/2" newel posts
MNPK 300-8	Fits all 8" newel posts
MNPK 300-9	Fits all 9" newel posts
MNPK 300-10	Fits all 10" newel posts
MNPK 300-12	Fits all 12" newel posts

*Note: Newel Kits are available for either wood or concrete application. To specify please add -W for wood or -C for concrete to the end of the kit number. Ex. (MNPK 300-4-W or MNPK 302-8-C)

MADE IN THE

USA

Wood Kit

1. One floor flange
2. Four 3/8" x 2" lag bolts
3. One 1/2" x 48" threaded rod
4. One "C" channel
5. One 1/2" flat washer
6. One 1/2" lock washer
7. One 1/2" Nut

Concrete Kit

1. One floor flange
2. Four 3/8" x 2 1/4" concrete wedge bolts
3. One 1/2" x 48" threaded rod
4. One "C" channel
5. O ne 1/2" flat washer
6. One 1/2" lock washer
7. One 1/2" nut

Railing Installation Kit

(Order 1 kit per Top & Bottom Rail Section.)

Kit Number	Fits These Rails
MRK 180	MTR 180, MTR 232-MBR 233, MTR 212-MBR 213
MRK 200	MTR 182-MBR 183 MTR 200-MBR 201, MTR 202-MBR 203 MTR 210-MBR 211 MTR 760-MBR 761
MRK 204	MTR 204-MBR 205, MTR 218, MTR 220
MRK 206	MTR 206-MBR 207, MTR 214-MBR 215
MRK 208	MTR 208-MBR 209, MTR 216

Railing Kit

1. Two pre-drilled aluminum angle brackets. (Top Rail)
2. Two pre-drilled aluminum angle brackets w/ 5/16" tapped hole. (Bottom Rail)
3. Eight #14 x 2" self tapping screws.
4. Four 1/4" x 2" Panhead bolts.
4. Two 5/16" x 1 1/2" hex head bolts.

STAIR RAIL KITS

Simply add an **MRK-(S)**
MRK**S** 200
*Note: Must provide rise & run.

BALUSTRADE SYSTEM Installation Instructions

IMPORTANT

STEP 1

Mark the layout line and center points of each porch post and newel post prior to installation. This is very important to ensure the accurate length for installing the top and bottom rails. Use 12' as the maximum railing length.

STEP 2

WOOD DECKING INSTALLATION

1. Install blocking under where each newel's floor flange will be located.
2. Locate and center each floor flange and secure using 3/8" lag bolts.
3. Thread the 1/2" x 48" rod into the welded nut on the floor flange and tighten using vise grips.

CONCRETE INSTALLATION

1. Mark anchor hole in floor flange. Drill a 3/8" hole 1 1/4" deep into the cured concrete.
2. Insert anchor and using a punch, set the anchor pin.

STEP 3

1. Measure and combine the heights of the bottom rail and baluster (Distance X). This is the distance between the bottom of the angle brackets used to fasten railings to posts.

2. Mark the location and height of the bottom rail from the concrete or wood surface (Distance B).
3. Using the measurement of the rail and baluster (Distance X), locate the bottom of the top bracket.

4. Mark the top and bottom bracket on the newel post.
5. Mortise the newel post so that the face of the angle brackets are inset and are flush with the surface of the newel post.
6. Drill holes and secure angle brackets with #14 x 2 self tapping screws.

STEP 4



1. Rout the top of the newel post to accept the C-channel.
2. If trim collars are being used, slide them on the bottom before placing the newel post over the floor flange.
3. Put the C-channel in place and secure loosely with the nut and lock washer.

BALUSTRADE SYSTEM Installation Instructions

STEP 5

1. Determine your rail length.
2. Cut top and bottom rail to proper size.
3. Mortise the bottom of each rail to accept the 2 1/2" aluminum angle.
4. Drill a single 5/16" hole in the bottom rail that corresponds with the single 5/16" threaded hole on the bottom 2 1/2" x 2 1/2" aluminum angle.

5. Mark a center line on rails. Mark the position of each baluster then drill a hole to accept the PVC pipe that extends out either end of the baluster. Standard hole saws work well for drilling these holes.
6. Apply a bead of urethane adhesive to the bottom of each baluster and place the balusters in the holes of the bottom rail. Apply a bead of urethane adhesive to the tops of each baluster and set the top rail on the balusters. Clamp together using strap clamps, making sure baluster blocks are square to the bottom and top rail. A straight strip of plywood wedged between the baluster blocks and strap clamps helps to align baluster blocks straight and parallel to the top and bottom rail.

7. Allow the adhesive to set for 12 hours.

STEP 6

1. Remove the strap clamps from completed railing section.
2. Apply a small bead of urethane adhesive to the aluminum angles that are fastened to the newel posts, and to the ends of each top and bottom rail.
3. Leave the newel posts loose so you can slide the glued up rail section between them without smearing glue on exposed parts of the newel post.
4. Fit the mortises on the undersides of the rail onto the 2 1/2" x 2 1/2" aluminum angle that is mounted to the newel post.
5. Predrill 1/8" holes through the holes in the top aluminum plates into the PVC pipe. Install 2 #14 x 2" pan head self tapping screws.
6. Thread the 5/16" x 1 1/4" bolt through the bottom plate and into the 5/16" hole you drilled in the underside of the bottom rail. (*Note: This 5/16" threaded bolt does not provide downforce. It is intended to keep the rail from moving laterally. Typical installations do not have enough room between the decking and the underside of the bottom rail for the use of screws.)
7. After securing rail section to newel posts tighten up the nut on the newel post, securing it to the deck.
8. Apply a small bead of urethane adhesive to the top of the newel post and glue the newel cap in place. Small brad nails will keep the cap aligned until the glue sets.

BALUSTRADE SYSTEM Installation Instructions

STEP 7

1. After the glue dries, clean off excess with a sharp putty knife. Caulk any cracks with a good quality latex paintable caulk.
2. Melton Classics, Inc. recommends applying a finish coat of latex paint to your railing system..

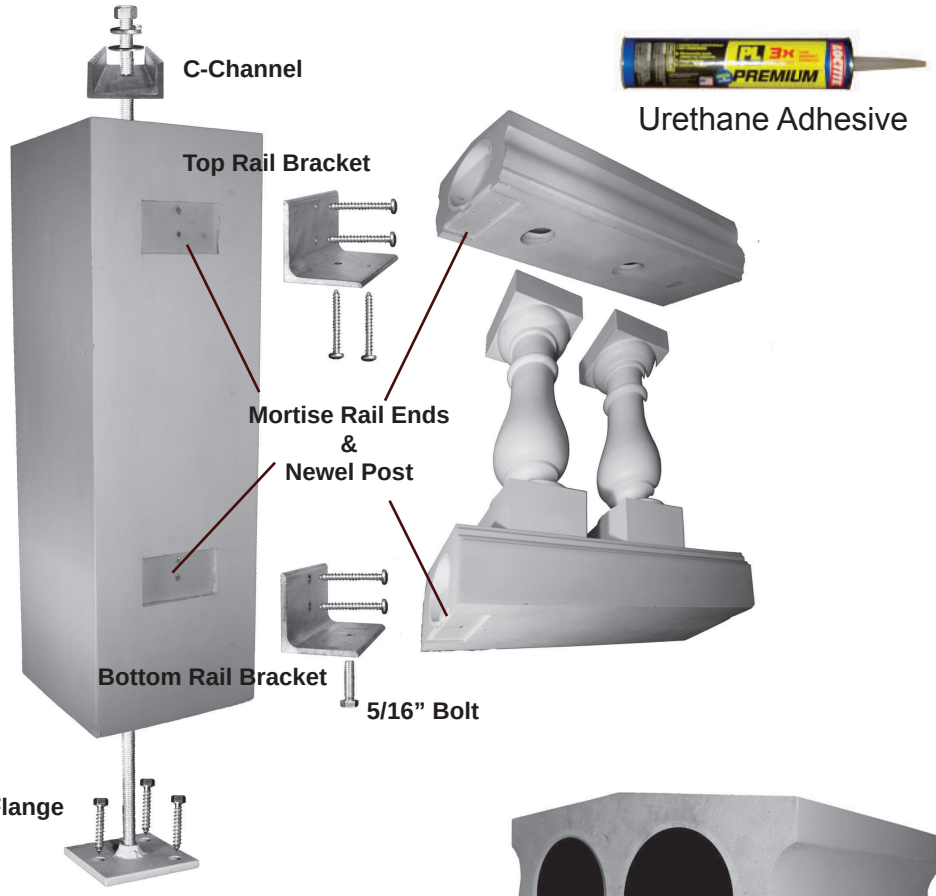



OVER THE NEWEL INSTALLATION

MADE IN THE
USA

Over the Newel Post Installation Kit

(Order 1 kit per Newel Post)

Wood Kit

1. One floor flange
2. Four 3/8" x 2" lag bolts
3. One 1/2" x 48" threaded rod
4. One "C" channel
5. One 1/2" flat washer
6. One 1/2" lock washer
7. One 1/2" Nut
8, One Top Rail H-Bracket

Concrete Kit

1. One floor flange
2. Four 3/8" x 2-1/4" concrete wedge bolts
3. One 1/2" x 48" threaded rod
4. One "C" channel
5. O ne 1/2" flat washer
6. One 1/2" lock washer
7. One 1/2" nut
8. One Top Rail H-Bracket

Kit Number*	Newel Posts	Fits
MNPK 304-8	In-Line Kit	8" Newel
MCNPK 304-8	Corner Kit	8" Newel
MNPK 304-12	In-Line Kit	12" Newel
MCNPK 304-12	Corner Kit	12" newel

*Note: Specify -W for wood application or -C for concrete application
Ex. (MNPK 304-8-W or MNPK 304-8-C)

The only change for the OVER THE NEWEL INSTALLATION is the H-bracket is through bolted on top of the C-Channel of the Newel Kit. This also eliminates the need for standard top rail brackets. The top rail is then secured with screws through the pre-drilled holed in the H-Bracket.

Over the Newel Railing Installation Kit

(Order 1 kit per Rail Section)

Kit Number	Fits These Rails
MRK 206-B	MTR 206, MBR 207, MTR 214, MBR 215
MRK 208-B	MTR 208, MBR 209, MTR 216

* STAIR APPLICATION - Standard Stair Rail Kit. & Newel Kit. Over the Newel Kits are not made to work on stairs.

*** Comes with Bottom Brackets only.**

Over the Newel Railing Kit

1. Two pre-drilled aluminum angle brackets w/ 5/16" tapped hole (Bottom Rail)
2. Eight #14 x 2" self tapping screws
3. Four 1/4" x 2" Panhead bolts
4. Two 5/16" x 1 1/2" hex head bolts



RAIL KITS

Part No. MRK 208 ; MRK 216

STAIR RAIL KITS

Part No. MRKS 208 / MRKS 216

**Customer must specify rise and run of stairs
1 KIT PER TOP & BOTTOM RAIL SECTION

Order Calculation & Information Sheet

Calucate Number of Balusters

Divide the rail length between your newel posts by the **(S)** dimension under each baluster in the catalogue.

S = Spacing on Center

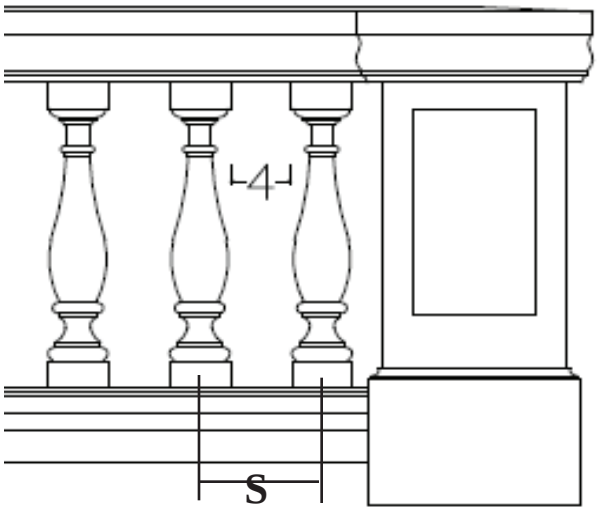

Stair Rail Kits - Provide Rise & Run of Steps

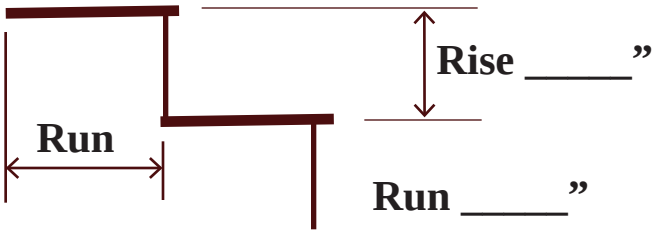

Radius Rails Information

Provide Radius, or Width & Projection of the Porch or from Springline.

RADIUS _____ or (Width _____" , Projection _____“)

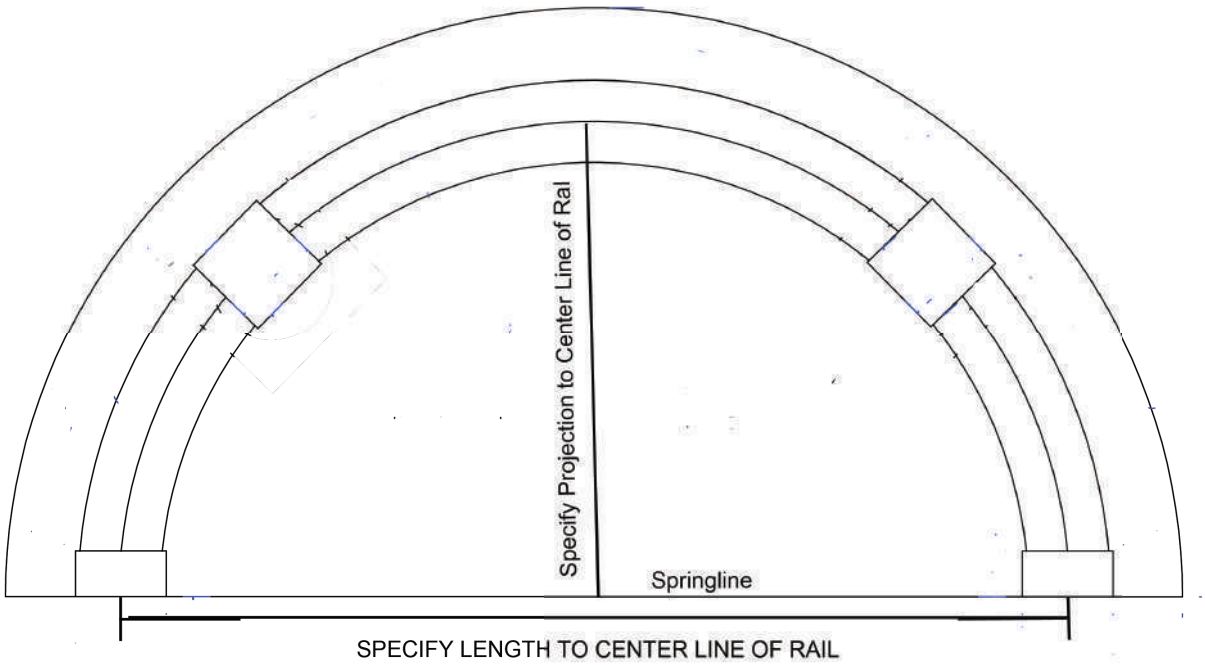

Melton Classics • P.O. Box 465020 • Lawrenceville, Georgia 30042 • Telephone 800-963-3060
Fax: 770-962-6988 • www.meltonclassics.com • info@meltonclassics.com

Architectural Urethane™

Polyurethane Millwork By Melton Classics

Melton™ Classics Incorporated

fine architectural millwork products